

Solvay Middle School




STATE OF THE SCHOOL ADDRESS (BOE ACCOUNTABILITY PRESENTATION)

NEIL GOTTLIEB

MARCH 19, 2018

Thank You...



“

Change is hard at first,
messy in the middle
and gorgeous at the end ”

ROBIN SHARMA, CANADIAN WRITER AND MOTIVATIONAL SPEAKER

Shifts at SMS

- ▶ Administration
- ▶ Pre-K
- ▶ Student Management
- ▶ “Welcome to Our House”/House Rules
- ▶ Staff Support/Morale/Voice
- ▶ BSLT/SLT (Site Based Leadership Team)
- ▶ Communication
- ▶ Master Schedule Planning (for Future)

Our Team

- ▶ BSLT/SLT (Team/Building Leadership)
- ▶ Instructional Staff (Teachers, Library, T/A's)
- ▶ Guidance, Psychologist, Social Worker, Promise Zone Specialist
- ▶ Clerical
- ▶ Custodial/Maintenance/Transportation/Food Service
- ▶ District Level & BOE Support
- ▶ BOCES DHH, TEAM staff
- ▶ Christine Miczan, Assistant Principal

“Everyone needs to feel that what they do matters, that their opinions count and that they are respected professionals.”

Lorraine Reddinger

Our Students (Demographics)

- ▶ Data represents March 5, 2018 reporting date
- ▶ Total Population = 459 students
- ▶ American Indian or Alaskan Native = 4 (1%)
- ▶ Asian = 2 (.05%)
- ▶ Black or African American = 23 (5%)
- ▶ Hispanic = 38 (8.5%)
- ▶ Multiple Races = 51 (11%)
- ▶ Native Hawaiian/Other Pacific Islander = 0
- ▶ White = 341 (74%)
- ▶ Female = 226 (49%)
- ▶ Male = 233 (51%)
- ▶ IEP = 62 (14%)
- ▶ 504 Plan = 19 (4%)
- ▶ + BOCES DHH = 5
- ▶ + BOCES TEAM = 9

Our Students (Economically Disadvantaged)

- ▶ Data represents October 2017 reporting date from Solvay UFSD Food Services Department
- ▶ Total Population = 456 students
- ▶ Pre-K (54 students) = 25 [46%]
- ▶ 5 – 8 (402 students) = 300 students [75%]

Pre-Kindergarten

- ▶ Smooth transition from Solvay Elementary
- ▶ Three classrooms
- ▶ 54 students
- ▶ Three teachers; three T/A's; one Aide
- ▶ Open House; Halloween Parade; etc.
- ▶ Participation/integration into upcoming Musical (approx. 40 students)
- ▶ Working closely w/staff and Eric to provide needed support
- ▶ Monitoring numbers for future programming

Student Management/Discipline

- ▶ Expectations established through Student Handbook (No cell phones, etc.)
- ▶ Clear consequences stated
- ▶ Consistent enforcement
- ▶ First day student grade level assemblies held to relay expectations to all students with positive response
- ▶ “House Rules” posted
- ▶ Continual reinforcement
- ▶ Positive staff support
- ▶ Parent/guardian backed

Student Disciplinary Incidents (%)

- ▶ Total = 1556
- ▶ Classroom Policy Violations and/or Disruptions = 22%
- ▶ Disrespectful Behavior = 10%
- ▶ Tardy to School = 10%
- ▶ Cut Scheduled Detention = 8%
- ▶ Insubordination = 7%
- ▶ Rescheduled due to Absence = 5%
- ▶ Profanity = 5%
- ▶ Cut Class = 4%

- ▶ Inappropriate Physical Contact = 4%
- ▶ Bus Violations = 3%
- ▶ Cafeteria Violation = 2%
- ▶ Cell Phone Violation = 2%
- ▶ Other (1% each or less) = 18%


(Including: [# of incidents]

*4 Minor Altercations; 4 Vandalism;
2 DASA; 2 Drugs; 1 Tobacco/Smoking;
1 Weapon; 1 Theft)*


Achievement

- ▶ AIS
- ▶ Targeted Interventions
- ▶ RTI (Tracking, Monitoring, etc)
- ▶ Data Collection/Utilization to Drive Instruction
- ▶ 21st Century Grant Opportunities
- ▶ Continuous Review of Best Practices/Ongoing Professional Development

Goals (for Staff)



Communication




Collaboration



Morale

Goals (for Students)



Behavior




Overall Satisfaction
w/School




Achievement

Goals (for School)



Safety



Fun place to learn



Achievement

Thank You

